CNC

# PRESS BRAKE TOOLING PRICE LIST

# PRESS BRAKE TOOLING PRICE LIST

## PUNCH TOOLS

| 10.10 / 88 ° | DIMENSION | LENGTH (mm.) | PRICE (BAHT) |
|---|---|---|---|
| 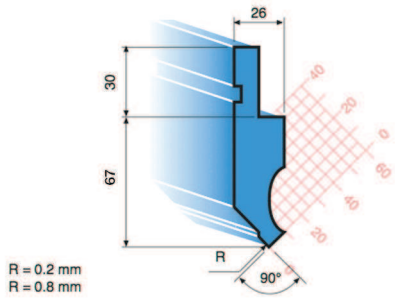 | | 835 mm. | 11,000 |
| | | 835 mm. SECTION | 20,000 |
| | | | |
| | | | |
| | | | |
| | | | |



| 10.154 / 75 ° | DIMENSION | LENGTH (mm.) | PRICE (BAHT) |
|---|---|---|---|
| 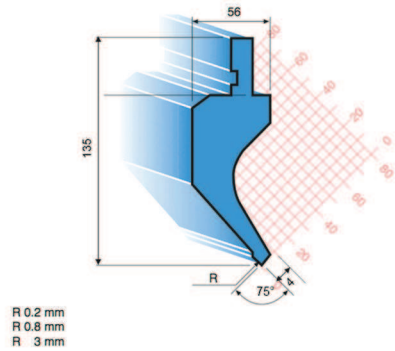 | | 835 mm. | 24,000 |
| | | | |
| | | | |
| | | | |
| | | | |
| | | | |



| 10.202 10.203 | DIMENSION | LENGTH (mm.) | PRICE (BAHT) |
|---|---|---|---|
| 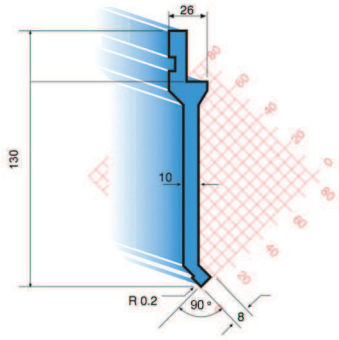 | | 835 mm. | 22,000 |
| | | 835 mm. SECTION | 35,000 |
| | | | |
| | | | |
| | | | |
| | | | |



| 10.10 / 84 ° | DIMENSION | LENGTH (mm.) | PRICE (BAHT) |
|---|---|---|---|
| 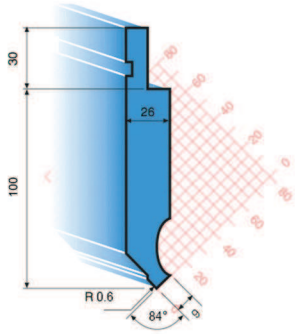 | | 835 mm. | 15,000 |
| | | 835 mm. SECTION | 25,000 |
| | | | |
| | | | |
| | | | |
| | | | |

# PRESS BRAKE TOOLING PRICE LIST

## PUNCH TOOLS

| 10.146 / 88 ° | DIMENSION | LENGTH (mm.) | PRICE (BAHT) |
|---|---|---|---|
| 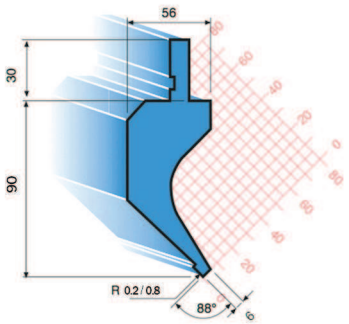  | | 835 mm. | 24,000 |
| | | 835 mm. SECTION | 35,000 |
| | | | |
| | | | |
| | | | |
| | | | |

| 10.15 / 88 ° | DIMENSION | LENGTH (mm.) | PRICE (BAHT) |
|---|---|---|---|
| 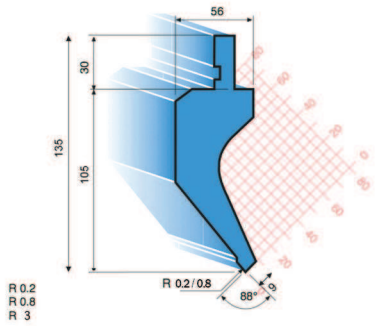  | | 835 mm. | 24,000 |
| | | 835 mm. SECTION | 35,000 |
| | | | |
| | | | |
| | | | |
| | | | |

| 10.047 / 10.048 | DIMENSION | LENGTH (mm.) | PRICE (BAHT) |
|---|---|---|---|
| 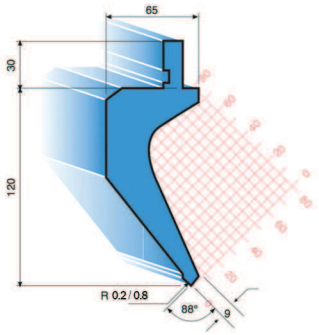  | | 835 mm. | 38,000 |
| | | 835 mm. SECTION | 49,000 |
| | | | |
| | | | |
| | | | |
| | | | |

| 10.109 | | LENGTH (mm.) | PRICE (BAHT) |
|---|---|---|---|
| 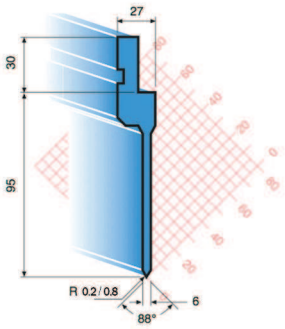  | | 835 mm. | 20,000 |
| | | 835 mm. SECTION | 32,000 |
| | | | |
| | | | |
| | | | |
| | | | |

# PRESS BRAKE TOOLING PRICE LIST

## PUNCH TOOLS

| 10.12 / 35° | DIMENSION | LENGTH (mm.) | PRICE (BAHT) |
|---|---|---|---|
| 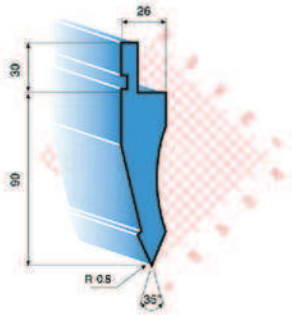 | | 835 mm. | 16,000 |
| | | 835 mm. SECTION | 26,000 |
| | | | |
| | | | |
| | | | |
| | | | |



| 4009/R | DIMENSION | LENGTH (mm.) | PRICE (BAHT) |
|---|---|---|---|
| 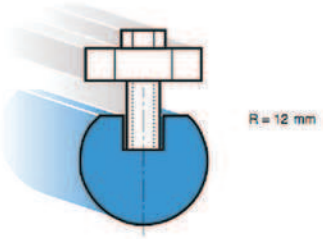 | | | |
| | | | |
| | | | |
| | | | |
| | | | |
| | | | |



## PUNCH SECTION 835 mm.

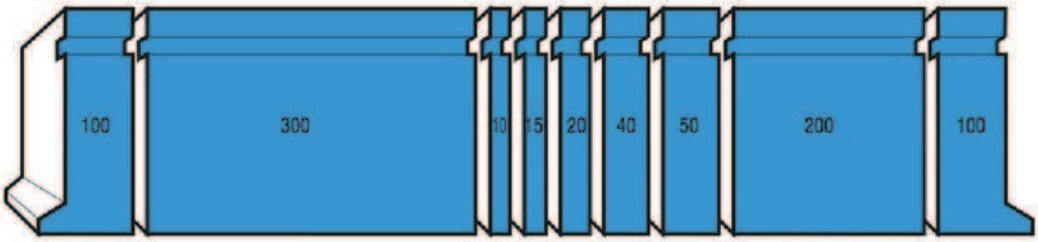

# PRESS BRAKE TOOLING PRICE LIST

## DIE TOOLS

| 506 / 60° | DIMENSION | LENGTH (mm.) | PRICE (BAHT) |
|---|---|---|---|
| 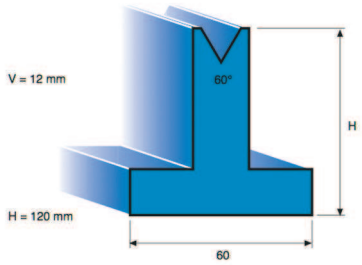 | | 835 mm. | 30,000 |
| | | 835 mm. SECTION | 45,000 |
| | | | |
| | | | |
| | | | |
| | | | |



| 20.41 / 60° | DIMENSION | LENGTH (mm.) | PRICE (BAHT) |
|---|---|---|---|
| 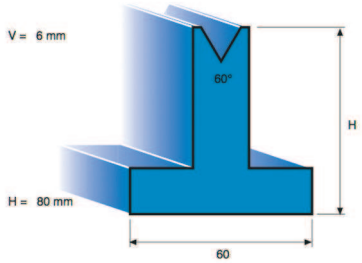 | | 835 mm. | 24,000 |
| | | 835 mm. SECTION | 35,000 |
| | | | |
| | | | |
| | | | |
| | | | |



| 20.42 / 60° | DIMENSION | LENGTH (mm.) | PRICE (BAHT) |
|---|---|---|---|
| 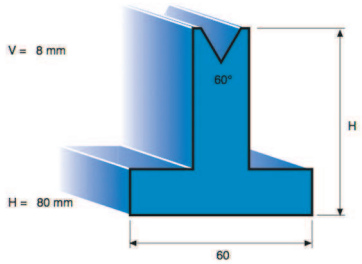 | | 835 mm. | 24,000 |
| | | 835 mm. SECTION | 35,000 |
| | | | |
| | | | |
| | | | |
| | | | |



| 20.42 / 88° | | LENGTH (mm.) | PRICE (BAHT) |
|---|---|---|---|
| 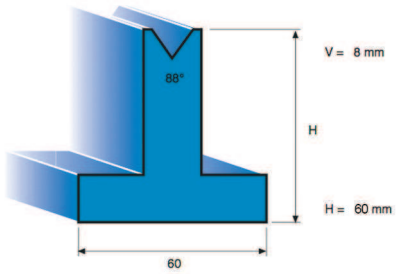 | | 835 mm. | 24,000 |
| | | 835 mm. SECTION | 35,000 |
| | | | |
| | | | |
| | | | |
| | | | |

# PRESS BRAKE TOOLING PRICE LIST

## DIE TOOLS

| 20.12 / 88° | DIMENSION | LENGTH (mm.) | PRICE (BAHT) |
|---|---|---|---|
| 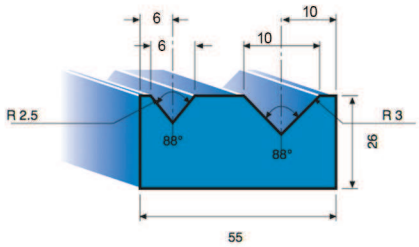 | | 835 mm. | 10,000 |
| | | | |
| | | | |
| | | | |
| | | | |
| | | | |



| 20.13 / 88° | DIMENSION | LENGTH (mm.) | PRICE (BAHT) |
|---|---|---|---|
| 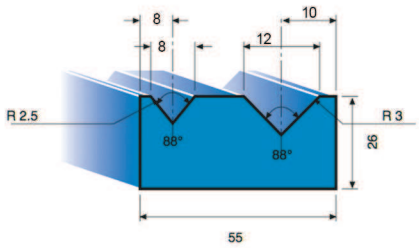 | | 835 mm. | 10,000 |
| | | | |
| | | | |
| | | | |
| | | | |
| | | | |



| 20.14 / 88° | DIMENSION | LENGTH (mm.) | PRICE (BAHT) |
|---|---|---|---|
| 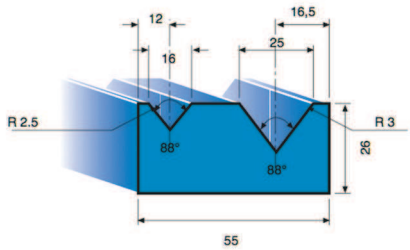 | | 835 mm. | 12,000 |
| | | | |
| | | | |
| | | | |
| | | | |
| | | | |



| 502 / 88° | DIMENSION | LENGTH (mm.) | PRICE (BAHT) |
|---|---|---|---|
| 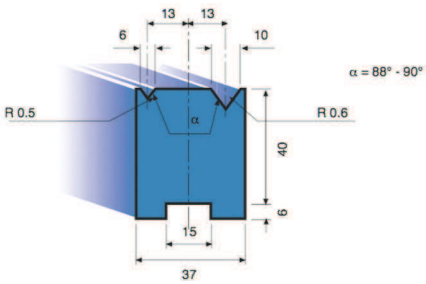 | | 835 mm. | 22,000 |
| | | 835 mm. SECTION | 33,000 |
| | | | |
| | | | |
| | | | |
| | | | |

# PRESS BRAKE TOOLING PRICE LIST

## DIE TOOLS

| 503 / 88 ° | LENGTH (mm.) | PRICE (BAHT) |
|---|---|---|
| 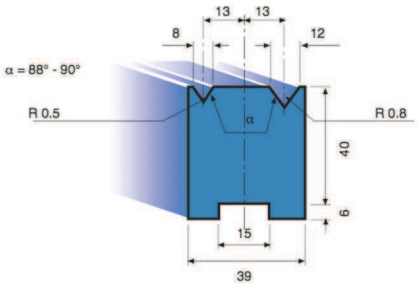 | 835 mm. | 22,000 |
| | 835 mm. SECTION | 33,000 |
| | | |
| | | |
| | | |
| | | |



| 506 / 88 ° | DIMENSION | LENGTH (mm.) | PRICE (BAHT) |
|---|---|---|---|
| 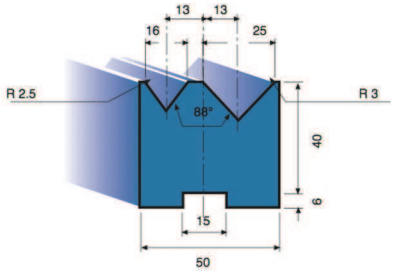 | | 835 mm. | 22,000 |
| | | 835 mm. SECTION | 33,000 |
| | | | |
| | | | |
| | | | |
| | | | |



| 30.01 / 6 - 8 | DIMENSION | LENGTH (mm.) | PRICE (BAHT) |
|---|---|---|---|
| 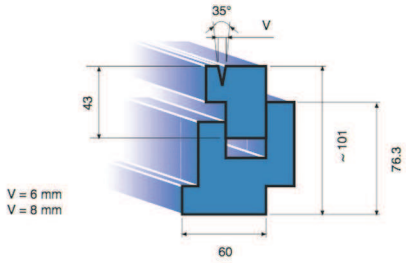 | | 835 mm. | 48,000 |
| | | | |
| | | | |
| | | | |
| | | | |
| | | | |



## DIE SECTION



# PRESS BRAKE TOOLING PRICE LIST

## DIE TOOLS

| 110 x 110 | DIMENSION | LENGTH (mm.) | PRICE (BAHT) |
|---|---|---|---|
| 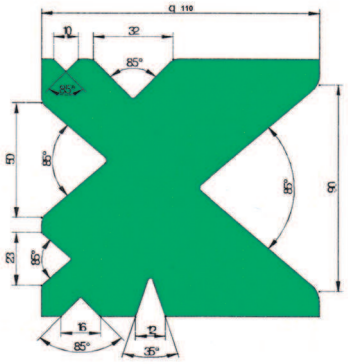 | | 3.1 m. | 150,000 |
| | | 4 m. | 190,000 |
| | | | |
| | | | |
| | | | |
| | | | |

| 95 x 95 | DIMENSION | LENGTH (mm.) | PRICE (BAHT) |
|---|---|---|---|
| 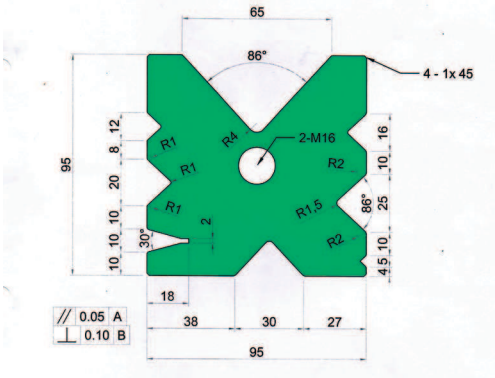 | | 3.1 m. | 120,000 |
| | | 4 m. | 160,000 |
| | | | |
| | | | |
| | | | |
| | | | |

# PRESS BRAKE TOOLING PRICE LIST

## LOWER TOOL HOLDER

| 40.07 / 75 | DIMENSION | LENGTH (mm.) | PRICE (BAHT) |
|---|---|---|---|
| 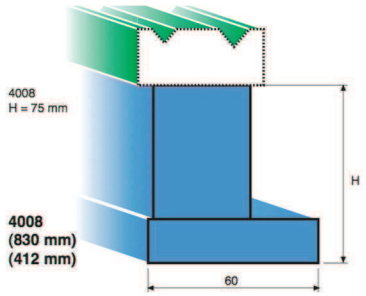 | | 835 mm. | 14,000 |



| 60.4 | DIMENSION | LENGTH (mm.) | PRICE (BAHT) |
|---|---|---|---|
| 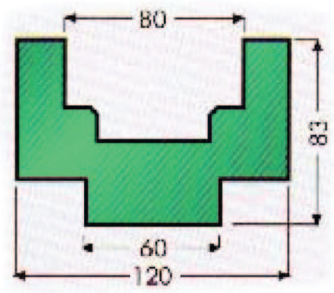 | | 835 mm. | 30,000 |



| 40.07 / 55 | DIMENSION | LENGTH (mm.) | PRICE (BAHT) |
|---|---|---|---|
| 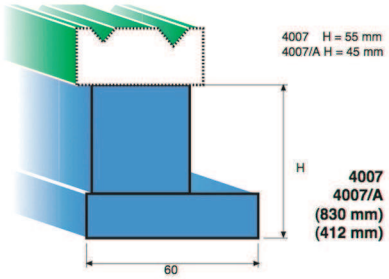 | | 835 mm. | 10,000 |



| 40.10 | | LENGTH (mm.) | PRICE (BAHT) |
|---|---|---|---|
| 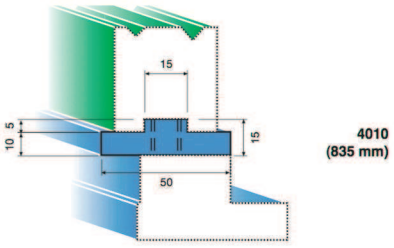 | | 835 mm. | 10,000 |

# PRESS BRAKE TOOLING PRICE LIST

## LOWER TOOL HOLDER

| 4016 | DIMENSION | LENGTH (mm.) | PRICE (BAHT) |
|---|---|---|---|
| 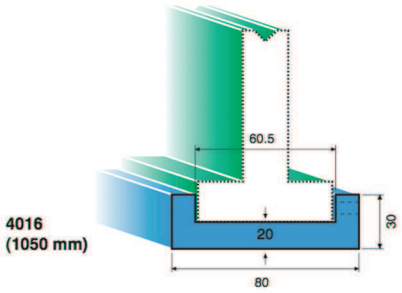  | | 1,000 mm. | 12,000 |
| | | | |
| | | | |
| | | | |
| | | | |
| | | | |

# Grafico del limite di piegatura - *Bend Limit Graphic*
# 1010 - 1010 / A

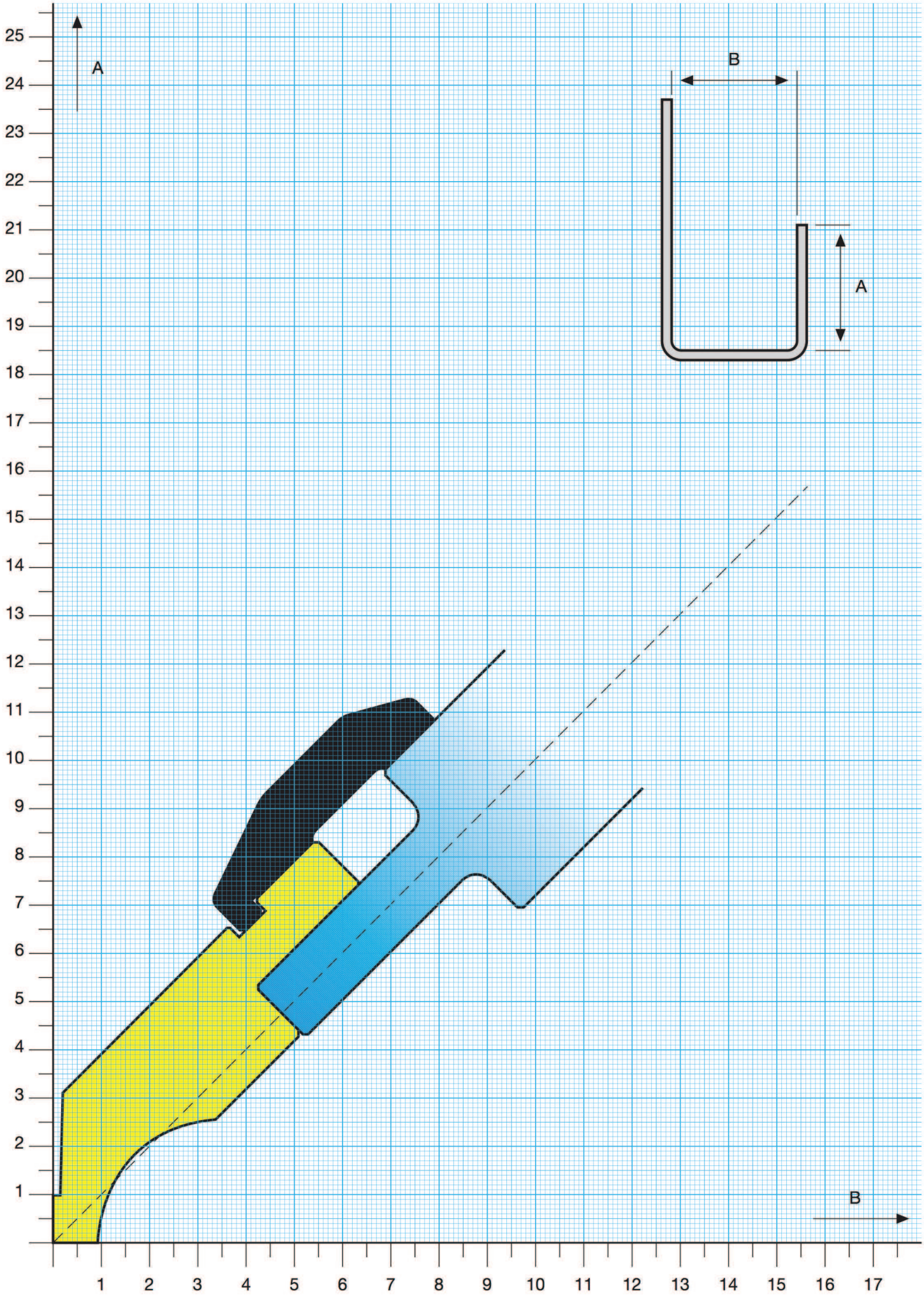

# Grafico del limite di piegatura - *Bend Limit Graphic*
# 1026

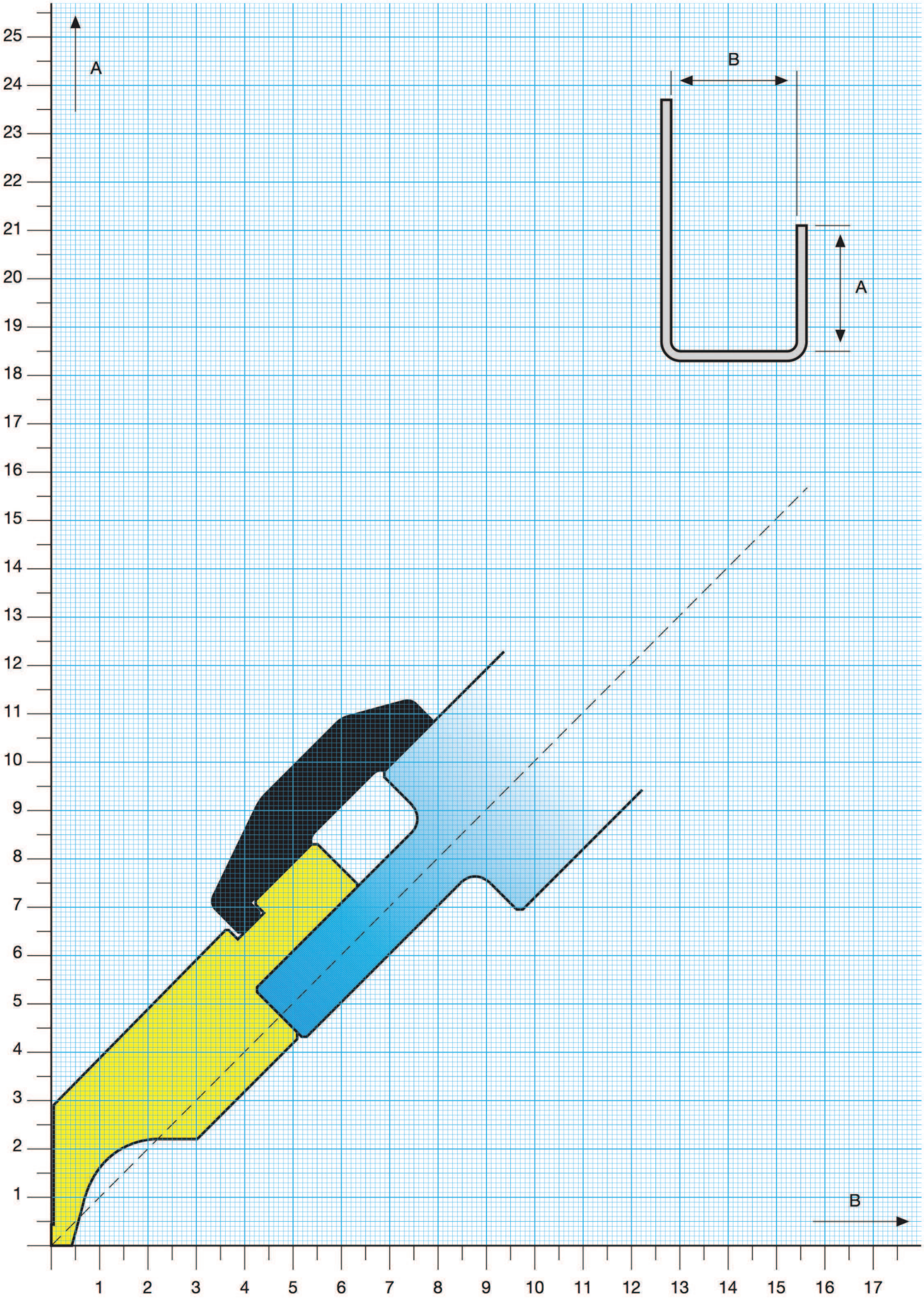

# Grafico del limite di piegatura - *Bend Limit Graphic*
## 1014 - 1014 / A

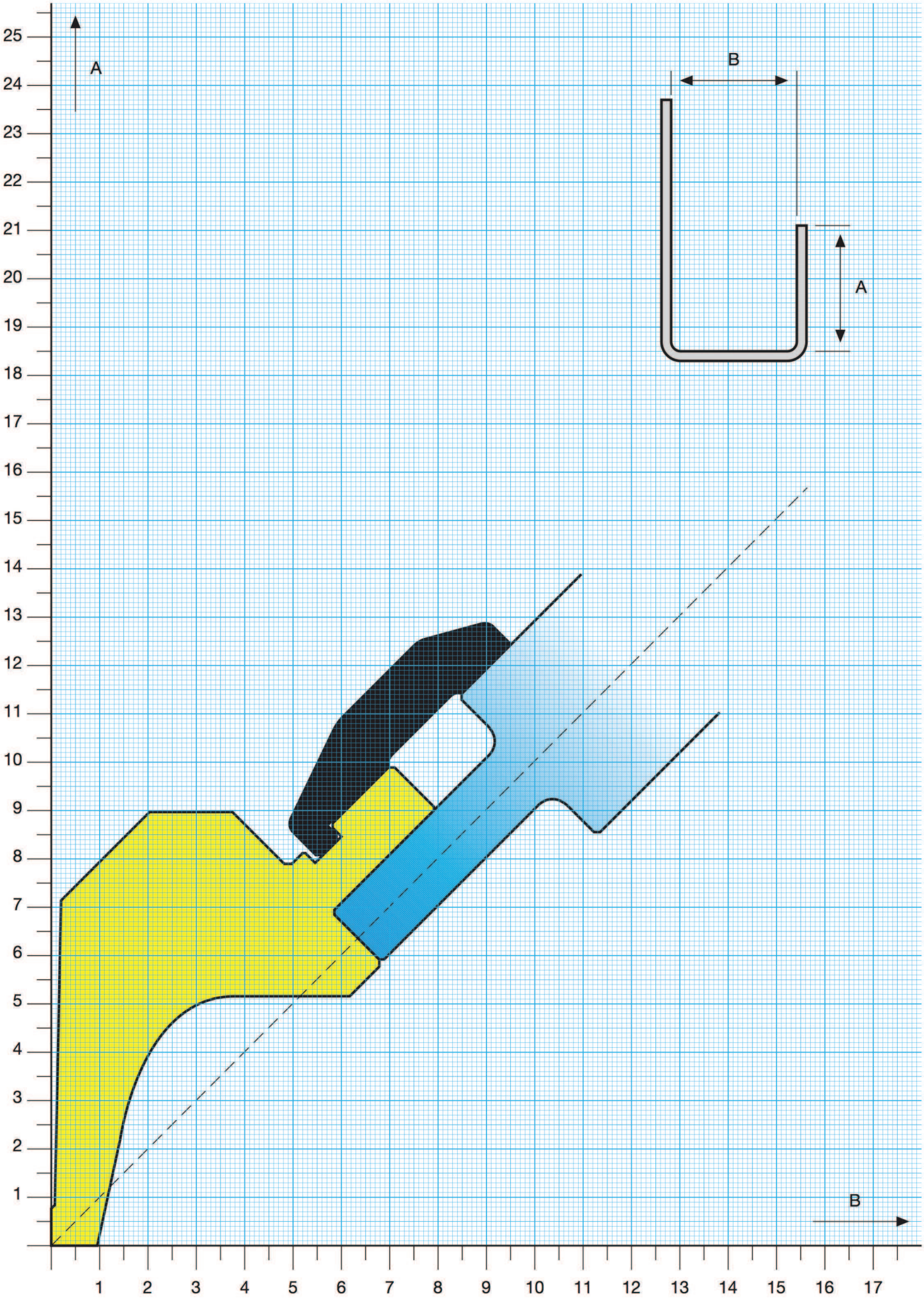

# Grafico del limite di piegatura - *Bend Limit Graphic*
## 1014 / A / 6

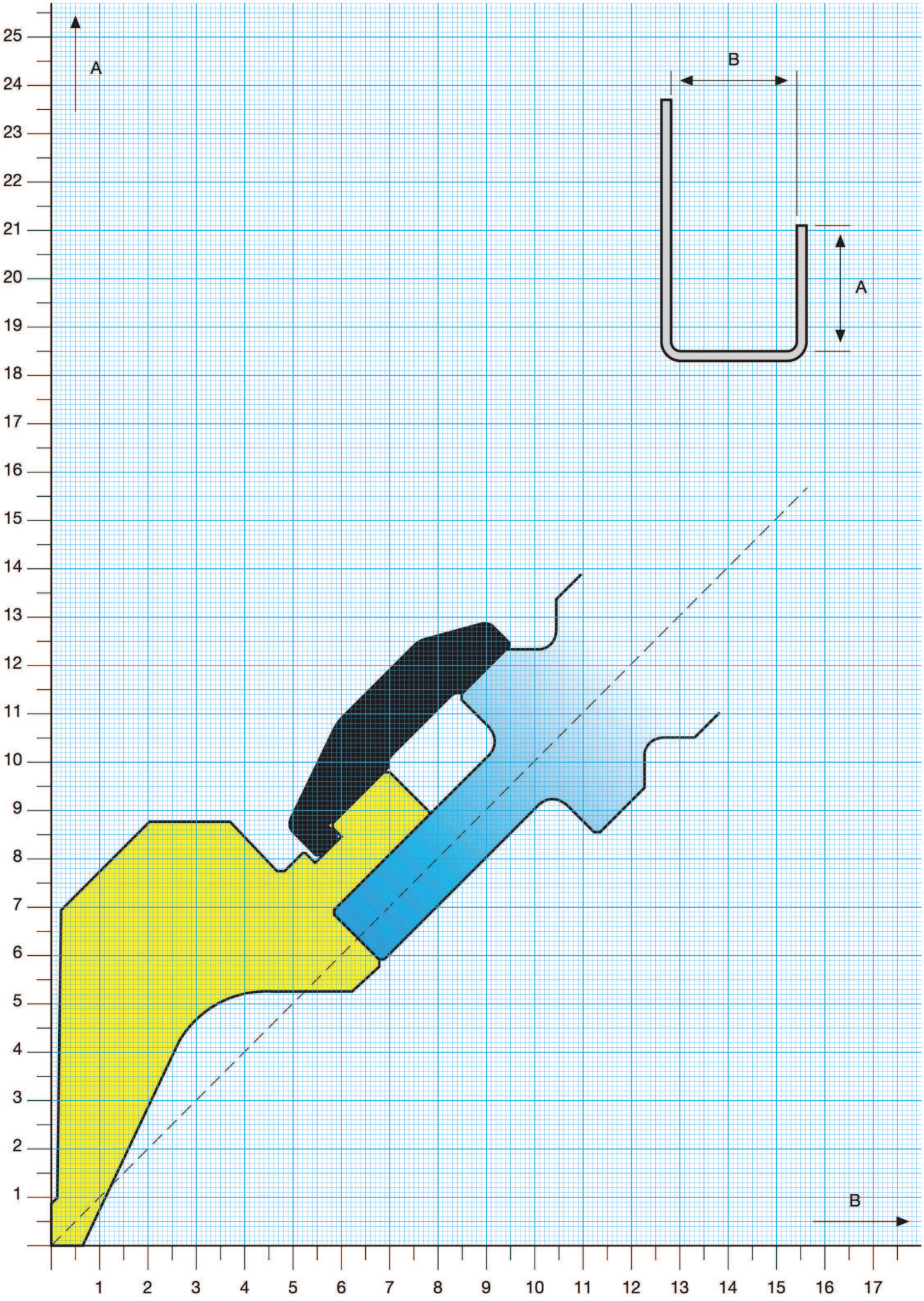

# Grafico del limite di piegatura - *Bend Limit Graphic*
# 1015 - 1015 / A

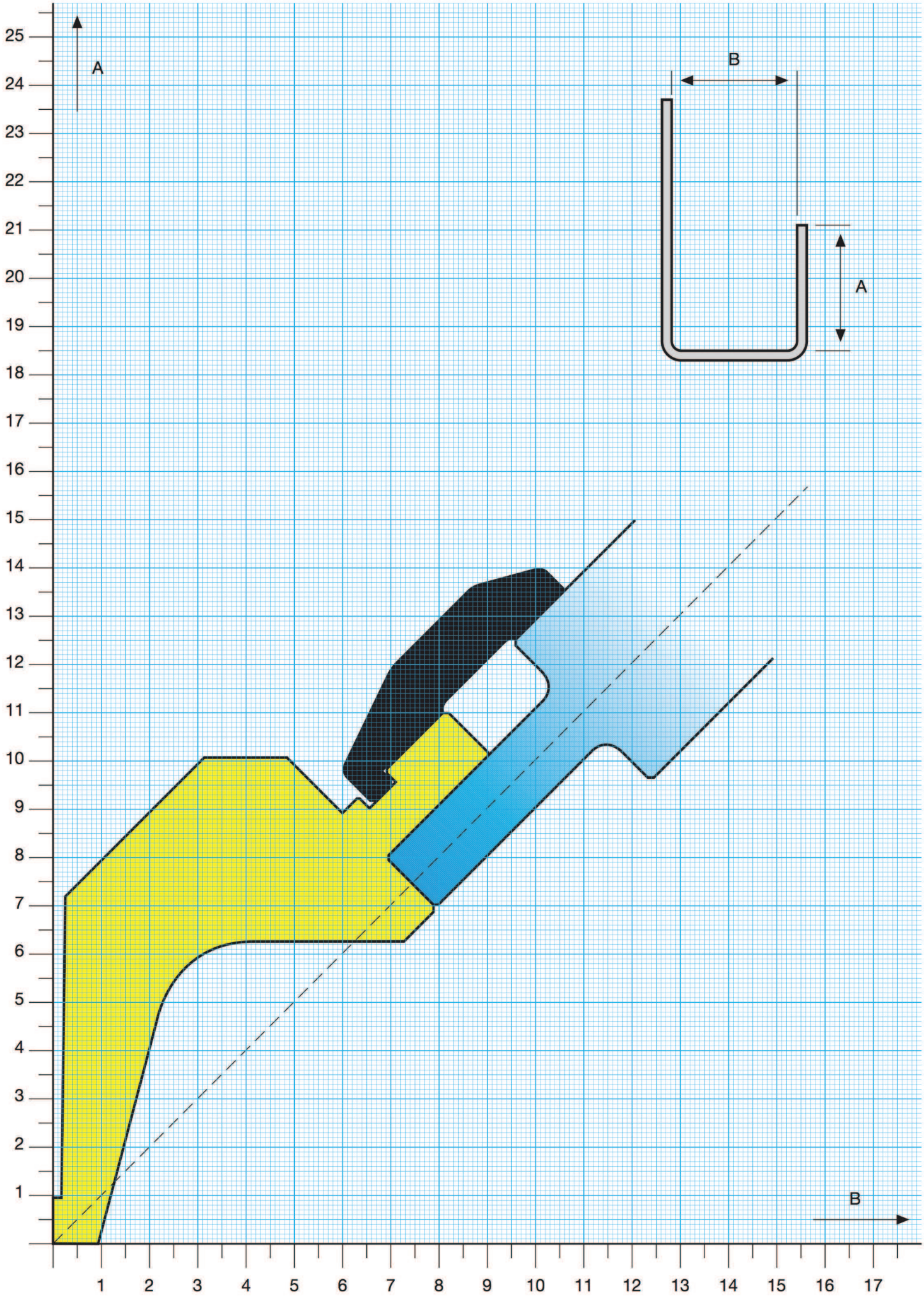

# Grafico del limite di piegatura - *Bend Limit Graphic*
# 1020 / A

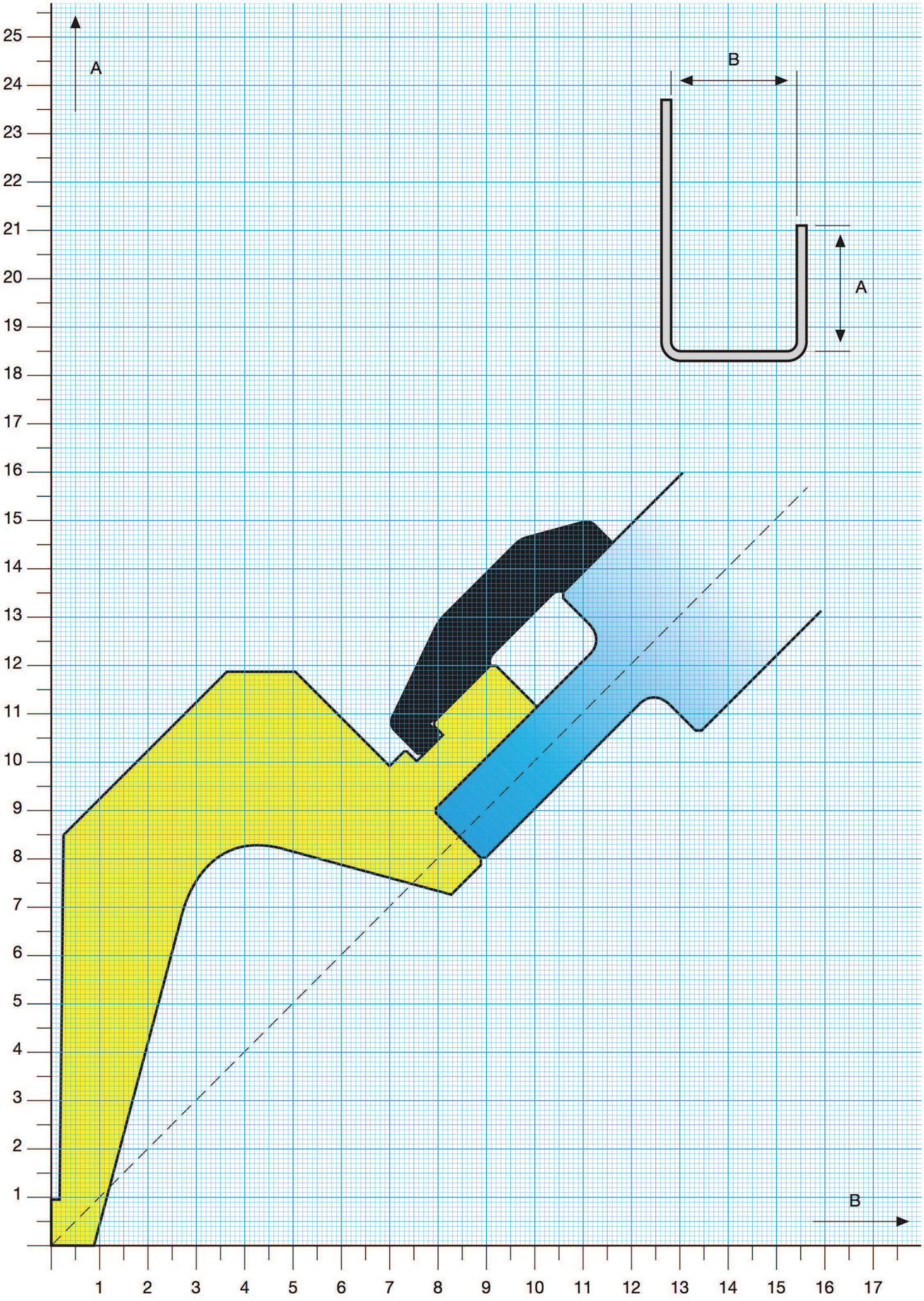

# Grafico del limite di piegatura - *Bend Limit Graphic*
# 1023



# Grafico del limite di piegatura - *Bend Limit Graphic*
# 1024 / A

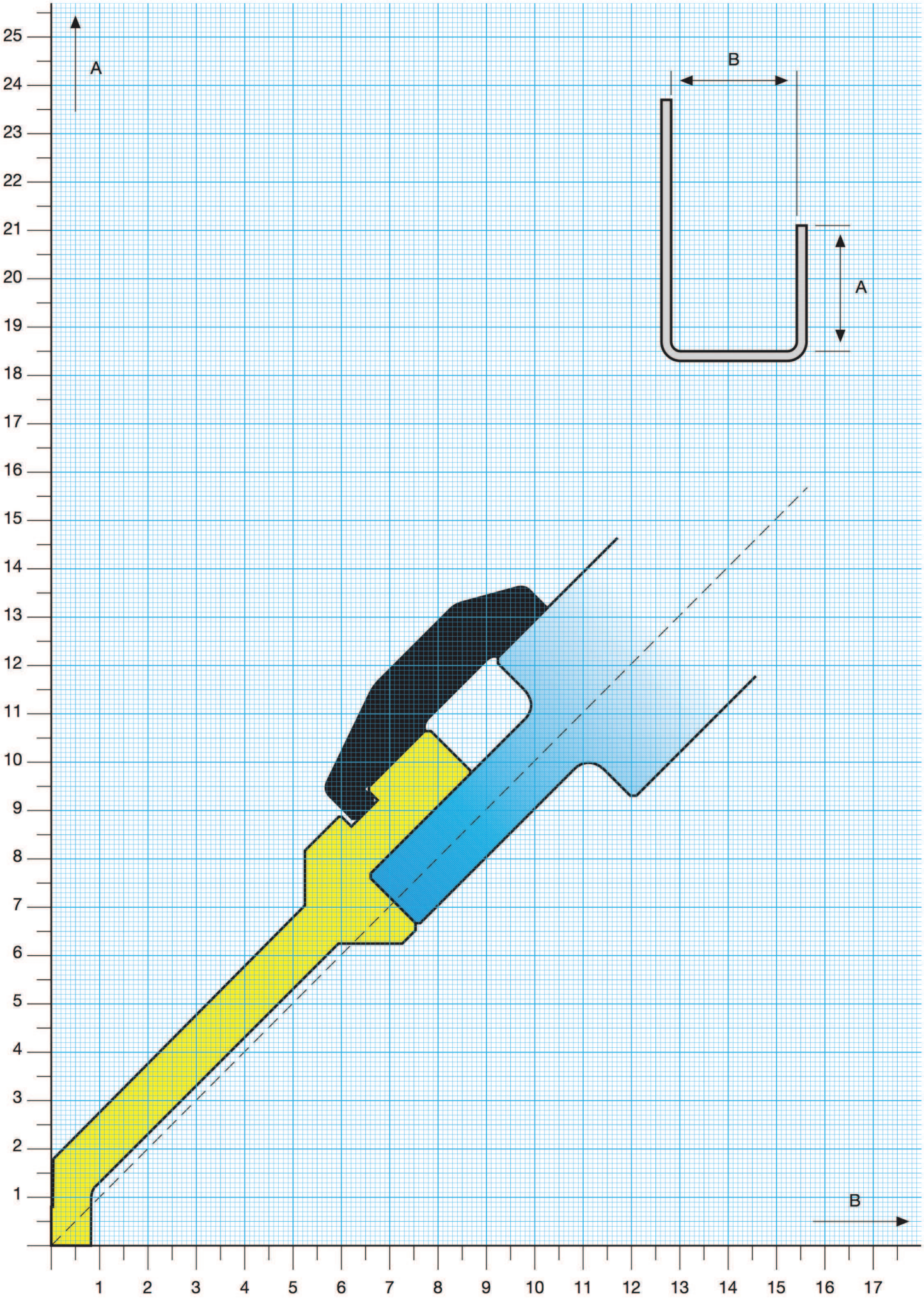

# Grafico del limite di piegatura - *Bend Limit Graphic*
# 1022

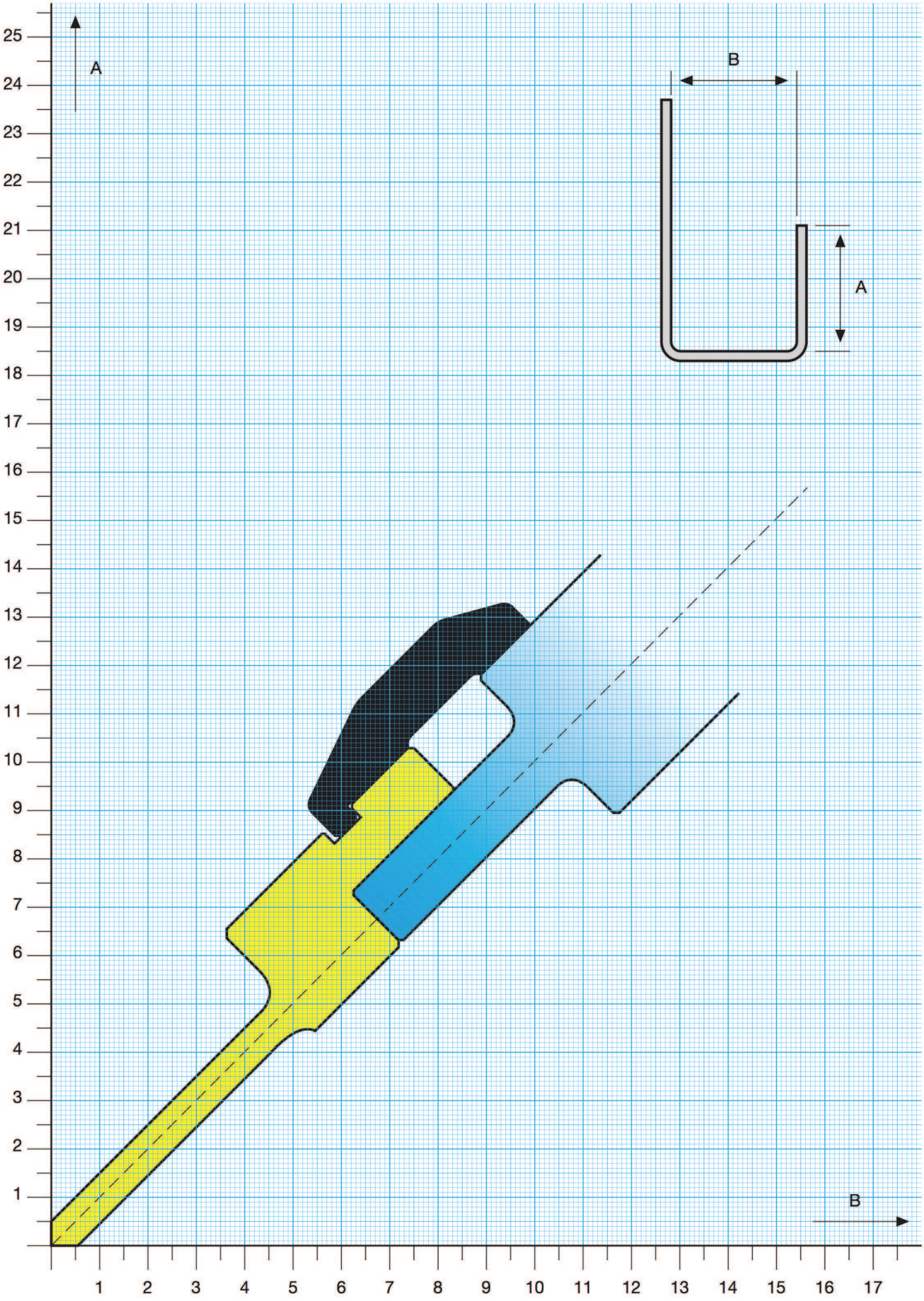

# Grafico del limite di piegatura - *Bend Limit Graphic*
# 1021



# Grafico del limite di piegatura - *Bend Limit Graphic*
# 1027



| V | R | B | S | 0.5 | 0.8 | 1 | 1.2 | 1.5 | 1.8 | 2 | 2.5 | 3 | 4 | 5 | 6 | 8 | 10 | 12 | 15 | 20 | 25 |
|---|---|---|---|---|---|---|---|---|---|---|---|---|---|---|---|---|---|---|---|---|---|
| 4 | 0.7 | 2.6 | | 4 | 10.5 | | | | | | | | | | | | | | | | |
| 6 | 1 | 4 | | 3.5 | 6 | 10 | 13 | | | | | | | | | | | | | | |
| 8 | 1.5 | 5.2 | | 2 | 5.5 | 8 | 11.5 | 18 | | | | | | | | | | | | | |
| 10 | 1.7 | 6.5 | | | 4.1 | 6.5 | 9.5 | 14.5 | 21 | 26 | | | | | | | | | | | |
| 12 | 2 | 7.8 | | | | 5.5 | 8 | 12 | 17.5 | 21.5 | 33.5 | | | | | | | | | | |
| 16 | 2.7 | 10.4 | | | | | 6 | 9 | 13 | 16 | 25 | 36 | | | | | | | | | |
| 20 | 3.4 | 13 | | | | | | 7.5 | 10.5 | 13 | 20 | 29 | 52 | | | | | | | | |
| 25 | 4.2 | 16 | | | | | | | 8.5 | 10.5 | 16 | 23 | 41 | 64 | | | | | | | |
| 30 | 5 | 20 | | | | | | | | | 14 | 19 | 34 | 54 | 77 | | | | | | |
| 35 | 6 | 23 | | | | | | | | | | 17 | 30 | 46 | 66 | | | | | | |
| 40 | 7 | 26 | | | | | | | | | | 15 | 26 | 40 | 58 | 103 | | | | | |
| 45 | 7.5 | 29 | | | | | | | | | | | 23 | 36 | 52 | 91 | | | | | |
| 50 | 8.5 | 32 | | | | | | | | | | | 21 | 32 | 46 | 82 | 128 | | | | |
| 55 | 9 | 36 | | | | | | | | | | | | 30 | 42 | 75 | 117 | | | | |
| 60 | 10 | 39 | | | | | | | | | | | | 27 | 39 | 69 | 107 | | | | |
| 65 | 10.8 | 42 | | | | | | | | | | | | 25 | 36 | 63 | 99 | 142 | | | |
| 70 | 11.7 | 45 | | | | | | | | | | | | | 33 | 59 | 92 | 132 | | | |
| 75 | 12.5 | 49 | | | | | | | | | | | | | 31 | 55 | 86 | 123 | | | |
| 80 | 13.5 | 52 | | | | | | | | | | | | | 29 | 52 | 80 | 116 | 180 | | |
| 85 | 14 | 55 | | | | | | | | | | | | | | 49 | 76 | 109 | 170 | | |
| 90 | 15 | 58 | | | | | | | | | | | | | | 46 | 71 | 103 | 160 | | |
| 100 | 17 | 65 | | | | | | | | | | | | | | 41 | 64 | 93 | 144 | 256 | |
| 110 | 18.5 | 71 | | | | | | | | | | | | | | | 59 | 84 | 131 | 233 | |
| 120 | 20 | 78 | | | | | | | | | | | | | | | 54 | 77 | 120 | 213 | 333 |
| 140 | 24 | 91 | | | | | | | | | | | | | | | | 66 | 103 | 183 | 286 |
| 170 | 29 | 110 | | | | | | | | | | | | | | | | 55 | 85 | 151 | 235 |

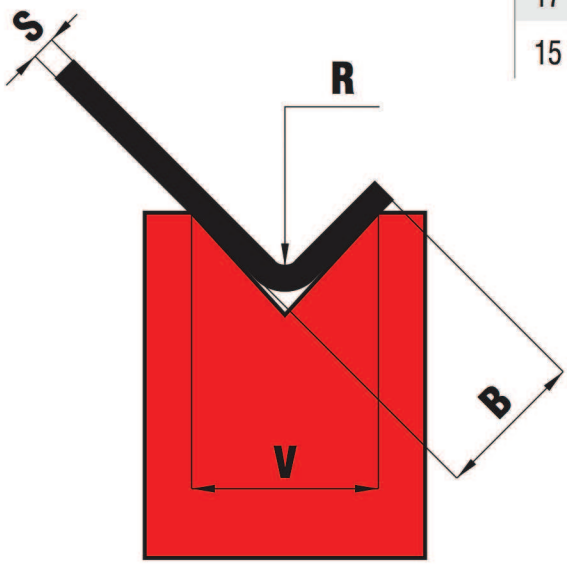


**V = (mm)**
**R = (mm)**
**B = (mm)**
**S = (mm)**
**F = (KN/m)**

*Bending force per meter for material tensile strength of 400 K/mm$^2$. For tensile strength of 800 N/mm$^2$ (Inox) multiply the bending force by 2.*